

UR4210


Panel-Mount Receptacle



The power of memory. Secured.

The UR4210 panel-mount receptacle mates with Datakey UFX RUGGEDrive™ (USB) memory tokens, providing a USB 2.0 Hi-Speed interface for embedded systems. See the UFX memory token datasheet for more details. The UR4210 receptacle features a standard 5-pin motherboard header for easy and quick integration into embedded systems. Standard cables connect the UR4210 to either a 5-pin 0.100" header or a USB Type A receptacle.

As with all Datakey SlimLine™ token receptacles, this series features corrosion-resistant, gold-dot contacts that perform reliably over a wear life of at least 50,000 insertion/removal cycles. The design employs a wiping mechanism to remove any debris or build-up on the token's contacts each time the token is inserted or removed. The receptacle includes a detent mechanism that contributes to token retention and gives users tactile and audible confirmation when an inserted token is physically engaged. The UR4210 receptacle is designed for front-panel mounting and is held in place using a metal retainer clip.



Retaining clip included with each UR4210 panel-mount receptacle.

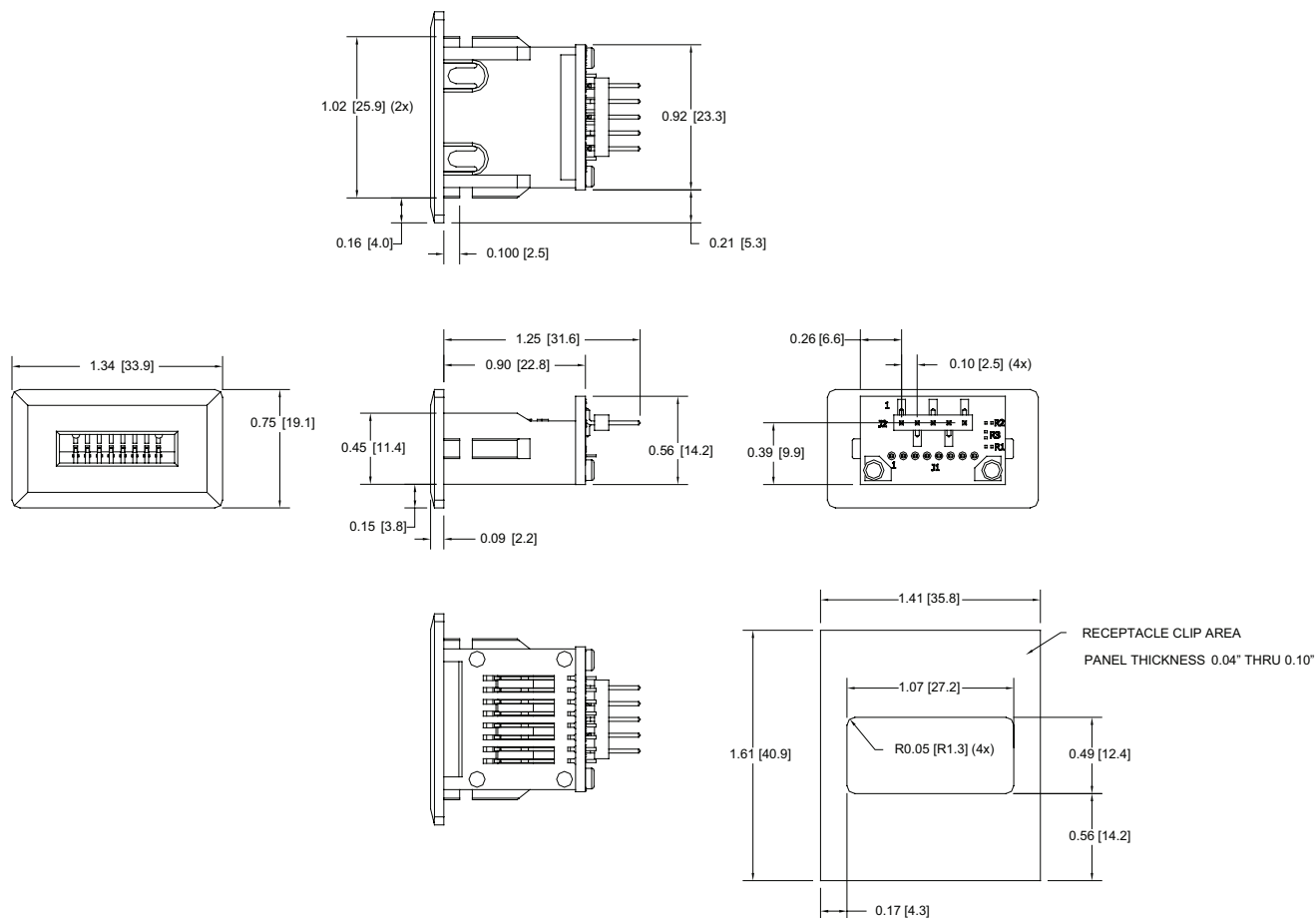
MECHANICAL	
Operating Life	50,000 Insertion/Removal Cycles Min.
Insertion Force	400 gf Min. / 2 kgf Max.
Removal Force	300 gf Min. / 2 kgf Max.
Vibration	15 g (three axes) Non-operating
ELECTRICAL	
Contact Resistance	Beginning of Life: < 100 mΩ End of Life: < 500 mΩ
ENVIRONMENTAL	
Storage Temperature	-40°C to +100°C
Operating Temperature	-40°C to +85°C
Relative Humidity	5% to 95% (non-condensing)
MATING COMPONENTS	
Tokens	UFX RUGGEDrive™ (USB) Tokens
Connector	5-pin (1x5 male) 0.100" Centerline Standard Motherboard Header
24" 5-pin (F) to 5-pin (F) Cable	309-0129-000
30" 5-pin (F) to 5-pin (F) Cable	309-0130-000
ORDERING INFORMATION ¹	
UR4210	606-0073-000A

1: "A" suffix on part number indicates RoHS compliance. See CE declaration below for details.

NOTES: Conforms with Directive 2011/65/EU of the European Parliament and of the Council of 8 June 2011, and as amended by Directive 2015/863/EU, on the restriction of the use of certain hazardous substances in electrical and electronic equipment.

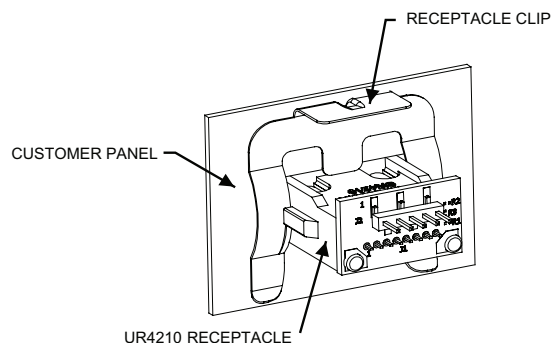


 **WARNING:** Cancer and Reproductive Harm - www.P65Warnings.ca.gov



PIN-OUT CHART	
Pin	UXF (USB)
Pin 1	+5V
Pin 2	DM
Pin 3	DP
Pin 4	GND
Pin 5	SHLD

PANEL HOLE & CLIP CLEARANCE DETAIL



Drawing dimensions are in inches and millimeters (mm).
Dimensions are nominal and subject to manufacturer's tolerances.



221-0179-000 Rev. D 4/19

View the full product line at www.datakey.com

ATEK Access Technologies
10025 Valley View Road, Ste. 190
Eden Prairie, MN 55344 U.S.A.

PH: 1.800.523.6996
FAX: 1.800.589.3705
+1.218.829.9797

www.atekaccess.com



Access the power of technology.